

Subscription licenses

good to know

SW products with subscription licensing

The following product(s) will expire after a certain period:

EasyDirect PAM from V2.0 / PipetteX

License types:

Edition licenses

- Starter
- Site
- Unlimited

Subscription Edition licenses unlock a certain number of functions, depending on the Edition level (Starter, Site, Unlimited) for a duration of 12 month.

Option license

- Audit trail

Option licenses unlock one certain function in addition to an Edition license for a duration of 12 month.

Renewal licenses

- Starter renewal
- Site renewal
- Unlimited renewal
- Audit trail


Subscription Renewal licenses extend the according license functionality for a duration of 12 month.

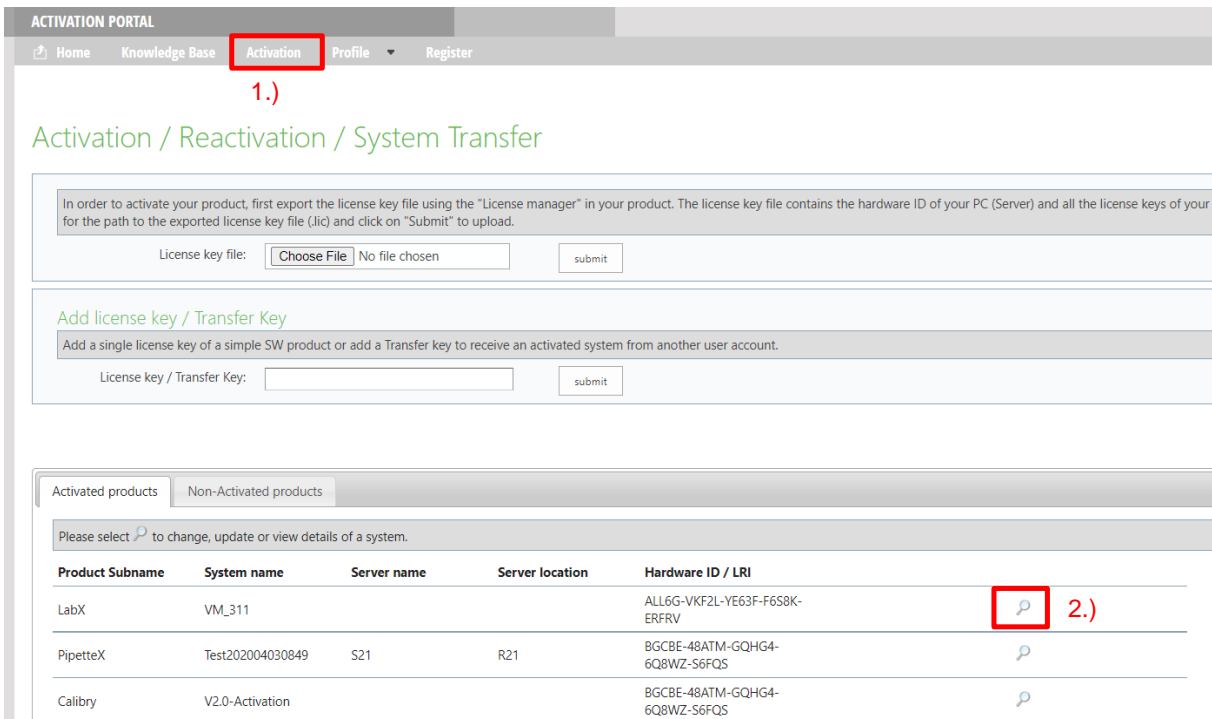
A renewal license can only get activated, if a valid license of the same level has been activated previously. Valid pre-activations are:

- For Starter renewal: Starter edition or Starter renewal
- For Site renewal: Basic edition or Basic renewal
- For Unlimited renewal: Unlimited edition or Unlimited renewal
- For Audit trail renewal: Audit trail option or Audit trail renewal




Expiry date

As soon as a new license has been activated, the expiry date is shown in the System:

- 1. Select Activation tab in menu
- 2. Select system 
- 3. View expiry date



The screenshot shows the 'ACTIVATION PORTAL' interface. The 'Activation' tab is highlighted in the top navigation bar. Below the navigation bar, there are two main sections for license management: 'License key file' and 'Add license key / Transfer Key'. At the bottom, there is a table of 'Activated products' with columns for Product Subname, System name, Server name, Server location, and Hardware ID / LRI. A magnifying glass icon is highlighted in a red box next to the first row of the table, labeled '2.)'.

Product Subname	System name	Server name	Server location	Hardware ID / LRI	
LabX	VM_311			ALL6G-VKF2L-YE63F-F6S8K-ERFRV	 2.)
PipetteX	Test202004030849	S21	R21	BGCBE-48ATM-GQHG4-6Q8WZ-56FQS	
Calibry	V2.0-Activation			BGCBE-48ATM-GQHG4-6Q8WZ-56FQS	

The screenshot shows the 'ACTIVATION PORTAL' interface. At the top, there is a navigation bar with links for Home, Knowledge Base, Activation, Profile, and Register. Below this, the 'License overview' section displays system details: Product Subname (PipetteX), System Name (Test202004030849), Server Name (S21), Server Location (R21), and Hardware id / LRI (BGCBE-48ATM-GQHG4-6Q8WZ-S6FQS). To the right of these details are three action buttons: 'Download Activation file', 'Set Transfer Key', and 'Edit System'. Below the overview is a section titled 'Edition and option licenses' with a sub-section for 'Active licenses'. This section contains a table with the following data:

Editions				
Title	License key	Type	Activation date	Expiry date
PipetteX Unlimited	2H2A6-3LJNN-6762R-UB7JW-NS6UJ	full	4/3/2020	3/3/2021

Below the table, there is an 'Options' section stating 'No registered license for this type.' A red box highlights the expiry date '3/3/2021' in the table, and a red '3.)' is written below it.

Reminder email

60 days before a license key expires, <https://activation.mt.com> sends a reminder email to:

- The user email address
- A second email address, if a 2nd email address is stored in the user profile:

How to add a second email address:

- Select "Profile tab in menu"
- Select "View Profile"
- select "Edit"
- add the 2nd email address into "E-mail (secondary)"

As soon as you receive a reminder email, please contact your local METTLER TOLEDO representative, in order to order a renewal license. When the license is expired, the application will refuse to work.